



Chocolate Eugon Agar with 10% Horse Blood

For Veterinary and Research Use Only

INTENDED USE

Chocolate Eugon Agar with 10% Horse Blood (CEA-HB) is a non-selective media to aid in the culture based isolation and identification of a wide variety of fastidious pathogenic bacteria.

DESCRIPTION AND PRINCIPLE OF USE

Our Eugon base is prepared according to the formula described by Pelczar and Vera (1949. Milk Plant Monthly; 38). Eugon Agar was developed to obtain eugonic (luxuriant) growth of fastidious microorganisms. The CEA-HB medium, enriched with 10% 'chocolate' horse blood (heat-lysed), supports the growth of pathogenic fungi, fastidious *Neisseria*, *Brucella*, *Taylorella*, *Lactobacillus*, *Streptococcus*, *Haemophilus* and others.

CEA-H is often used as a non-selective isolation media for Contagious Equine Metritis (CEM) screening. CEM is an inflammation of the endometrium of mares caused by *T. equigenitalis*, which usually results in temporary infertility. CEA-HB is suitable for the direct plating of fresh swabs or properly controlled samples transported in Amies or other applicable transport media. For a selective medium for CEM, try our Timoney's CEM Agar.

STORAGE

Upon receipt, store CEA-HB under refrigeration (2-8°C). Medium should be brought to ambient temperature before inoculation. Avoid freezing or prolonged storage at temperatures above 40°C. Do not open until ready to use. Do not use if the medium shows signs of deterioration or contamination.

INOCULATION PROCEDURE FOR INTRAY™ DEVICES

Allow the InTray™ to warm to room temperature. Lift the lower right corner of the flexible InTray™ label

until the protective seal is completely visible. Remove the paper-foil seal by pulling the tab (Fig. 1). **Discard the seal. DO NOT REMOVE OR ALTER THE WHITE FILTER STRIP OVER THE VENT HOLE!**

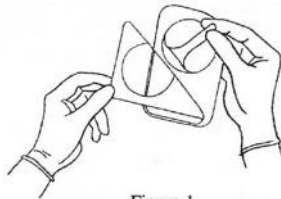


Figure 1

Streak sample onto the agar surface (Fig. 2).




Figure 2

Reseal the InTray™ label to the plastic tray body. **Press all around the perimeter of the InTray™ to ensure a complete seal** (Fig. 3). Immediately label the InTray™ with patient or sample information and date. **DO NOT COVER THE VIEWING WINDOW.**

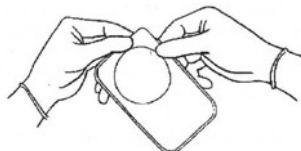


Figure 3

CULTURE AND RESULTS

Incubate at 30-37°C for 18-72 hours (up to 14 days) in an appropriate atmosphere.

LIMITATIONS/PRECAUTIONS

For veterinary and research use only. Plates should be examined for contaminants after the first 24 hours of incubation. Laboratories should be aware that certain countries and/or states may require the prolonged incubation periods or specific confirmation techniques as standard procedures and should therefore ascertain the particular local or regional requirements for specific testing and reporting and/or indicate

the specific isolation and testing methods used for their cultural findings. Definite confirmation of any species requires a range of staining, biochemical testing, antibody agglutination or immunofluorescent testing.

Once the medium has been inoculated, re-open only in a biological safety cabinet. Because of the potential for containing infectious materials, used media must be destroyed by autoclaving at 121°C for 20 minutes.

REAGENTS

CEA-HB medium contains agar, peptone nutrients, horse blood, Dextrose, L-Cysteine Sodium sulfite and salt.

QUALITY CONTROL

All Biomed product lots are performance verified with ATCC® microbe strains. Product performance is also verified periodically throughout the marked shelf life of each lot.

Organism	ATCC®	Colony Aspect
<i>T. equigenitalis</i>	35865	Small, smooth, yellowish grey, cytochrome-oxidase positive
<i>E. coli</i>	25922	Inhibited, cytochrome-oxidase negative

SYMBOL KEY			
Symbol	Used For	Symbol	Used For
	Batch code		Temperature limitation
	Date of manufacture		Catalog number
	Use by YYYY-MM-DD or YYYY-MM		Caution, consult accompanying documents
	Manufacturer		Authorized representative in the European Community
	In vitro diagnostic medical device		in European community

Biomed Diagnostics, a DCN Dx brand
3193 Lionshead Ave., Ste. 200 | Carlsbad,
CA USA

biomeddiagnostics.com

(541) 830-3000

ATCC® is a registered trademark of the American Type Culture Collection

REFERENCE: *Manual of Diagnostic Tests and Vaccines for Terrestrial Animals (Terrestrial Manual)*. 2008; World Organization for Animal Health (OIE).