



## InTray™ Colorex™ Screen

For In Vitro Diagnostic Use Only

### INTENDED USE

The InTray™ Colorex™ Screen is for rapid isolation and differentiation of urinary tract pathogens-- Suitable for direct plating of urine specimens.

### DESCRIPTION AND PRINCIPLE OF USE

The major target of this medium is the detection of urinary tract pathogens but Colorex™ Screen has a broader application as a general nutrient agar for the isolation of various microorganisms. Colorex™ Screen can also be used to differentiate various microorganisms in other infected areas; e.g. scars, wounds, etc. In addition, Colorex™ Screen is useful when supplemented with various antibiotics in detecting increasingly important nosocomial and multidrug resistant microorganisms (See Colorex™ ESBL and Colorex™ KPC)

### STORAGE

Upon receipt, store InTray™ Colorex™ Screen under refrigeration (2-8°C). Medium can be kept for one day at ambient temperature. Avoid freezing or prolonged storage at temperatures above 40°C. Do not open until ready to use. Do not use if the medium shows signs of deterioration or contamination.

### INOCULATION PROCEDURE

Allow the InTray™ to warm to room temperature. Lift the lower right corner of the flexible InTray™ label until the protective seal is completely visible. Remove the paper-foil seal by pulling the tab (Fig. 1). **Discard** the seal. **DO NOT REMOVE OR ALTER THE WHITE FILTER STRIP OVER THE VENT HOLE!**

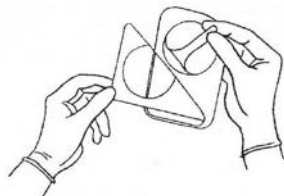


Figure 1

Streak sample onto the agar surface (Fig. 2).




Figure 2

Reseal the InTray™ label to the plastic tray body. **Press all around the perimeter of the InTray™ to ensure a complete seal** (Fig. 3). Immediately label the InTray™ with patient or sample information and date. **DO NOT COVER THE VIEWING WINDOW.**

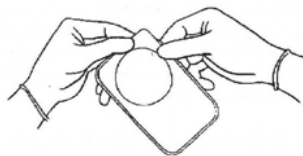


Figure 3

### CULTURE AND RESULTS

Incubate at 37°C for 24-72 hours under ambient atmosphere. Note any colony color and morphology.

### INTERPRETATION

Organism	Colony Appearance
<i>E. coli</i>	Dark pink to reddish
<i>Enterococcus</i>	Turquoise blue
<i>Klebsiella</i> , <i>Enterobacter</i> , <i>Citrobacter</i>	"
<i>Proteus</i>	Brown halo
<i>Pseudomonas</i>	Cream, translucent
<i>Staph. aureus</i>	Golden, small, opaque
<i>Staph. saprophyticus</i>	Pink, small, opaque

### LIMITATIONS/PRECAUTIONS

**For in vitro diagnostic use only.** Sensitivity for *E. coli* is 99.3% (Merlino *et al.* 1996; *J Clin Microbiol*; 34). The medium allows for an indole test for confirmation of *E. coli* and TDA test (with FeCl<sub>3</sub>) for confirmation of *Proteus*. Definite identification requires

additional testing. See also: Samra *et al.* 1998; *J Clin Microbiol*; 36.

Once the InTray™ has been inoculated and resealed, re-open only in a biological safety cabinet. Because of the potential for containing infectious materials, the InTray™ must be destroyed by autoclaving at 121°C for 20 minutes.

### REAGENTS

Colorex™ Screen contains Agar, peptone nutrients, antimicrobial selective compounds and chromogenic additives.

### QUALITY CONTROL

All Biomed products lots are performance verified with ATCC® microbe strains. Product performance is also verified periodically throughout the marked shelf life of each lot.

Organism	ATCC®	Colony Appearance
<i>E. coli</i>	25922	Dark pink, to reddish
<i>K. pneumoniae</i>	13883	Metallic blue
<i>P. mirabilis</i>	43071	Brown halo
<i>S. aureus</i>	25923	Opaque golden
<i>S. saprophyticus</i>	15305	Pink, opaque
<i>E. faecium</i>	6569	Turquoise blue

SYMBOL KEY			
Symbol	Used For	Symbol	Used For
	Batch code		Temperature limitation
	Date of manufacture		Catalog number
	Use by YYYY-MM-DD or YYYY-MM		Caution, consult accompanying documents
	Manufacturer		Authorized representative in the European Community
	In vitro diagnostic medical device		in European community

Biomed Diagnostics, Inc.  
PO Box 2366 • 1388 Antelope Road  
White City, OR 97503  
(800) 964-6466 • (541) 830-3000  
www.biomeddiagnostics.com  
info@biomeddiagnostics.com

COLOREX™ is a trademark of Dr. A. Rambach, France  
ATCC® is a registered trademark of the American Type Culture Collection